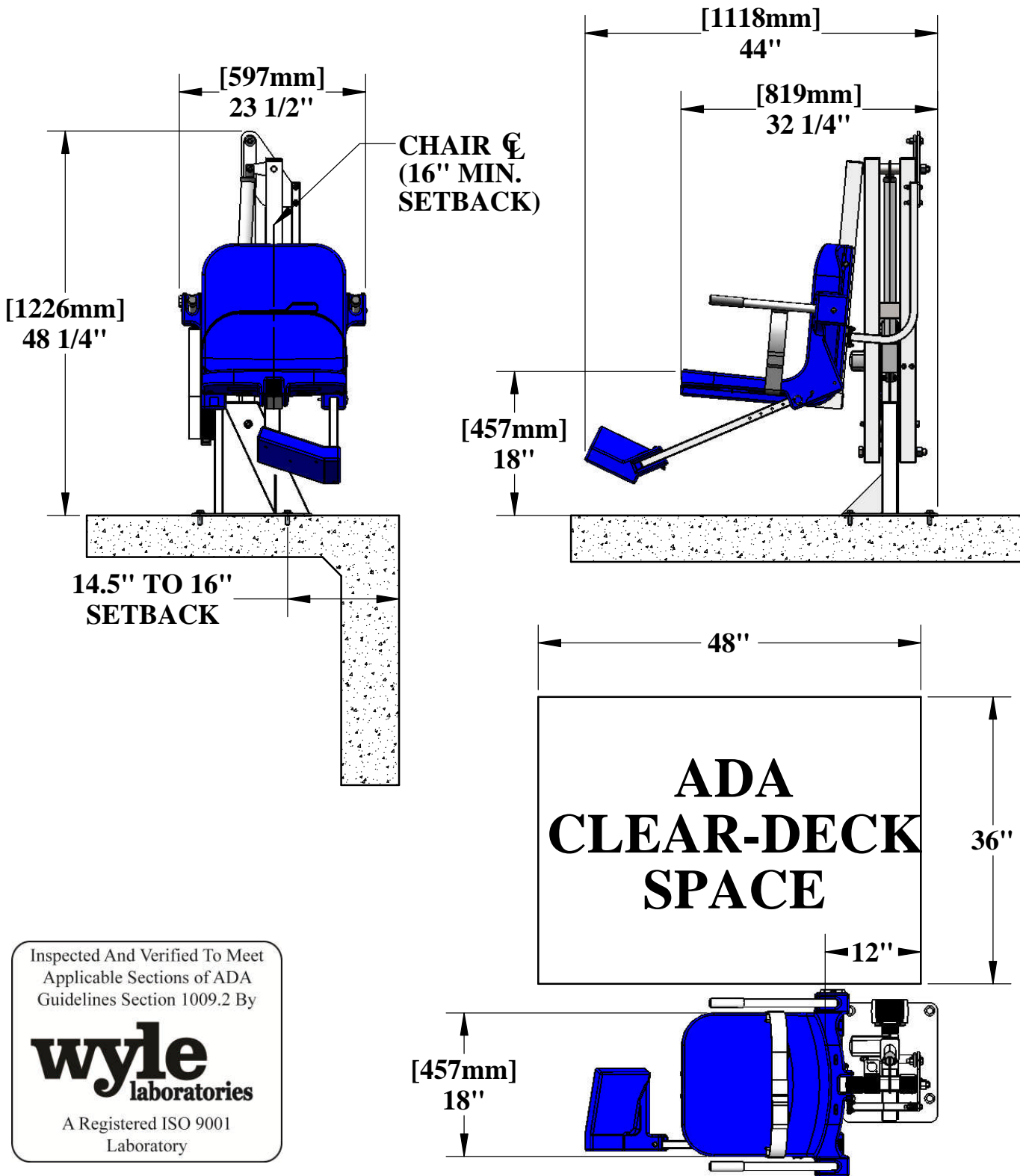


THE PATHFINDER POOL LIFT

(PATENT NO: D507,769 S)



Inspected And Verified To Meet
Applicable Sections of ADA
Guidelines Section 1009.2 By

wyle
laboratories

A Registered ISO 9001
Laboratory

9889 GARRYMORE LANE
MISSOULA, MT 59808
(406) 549-0769
FAX (406) 549-2602

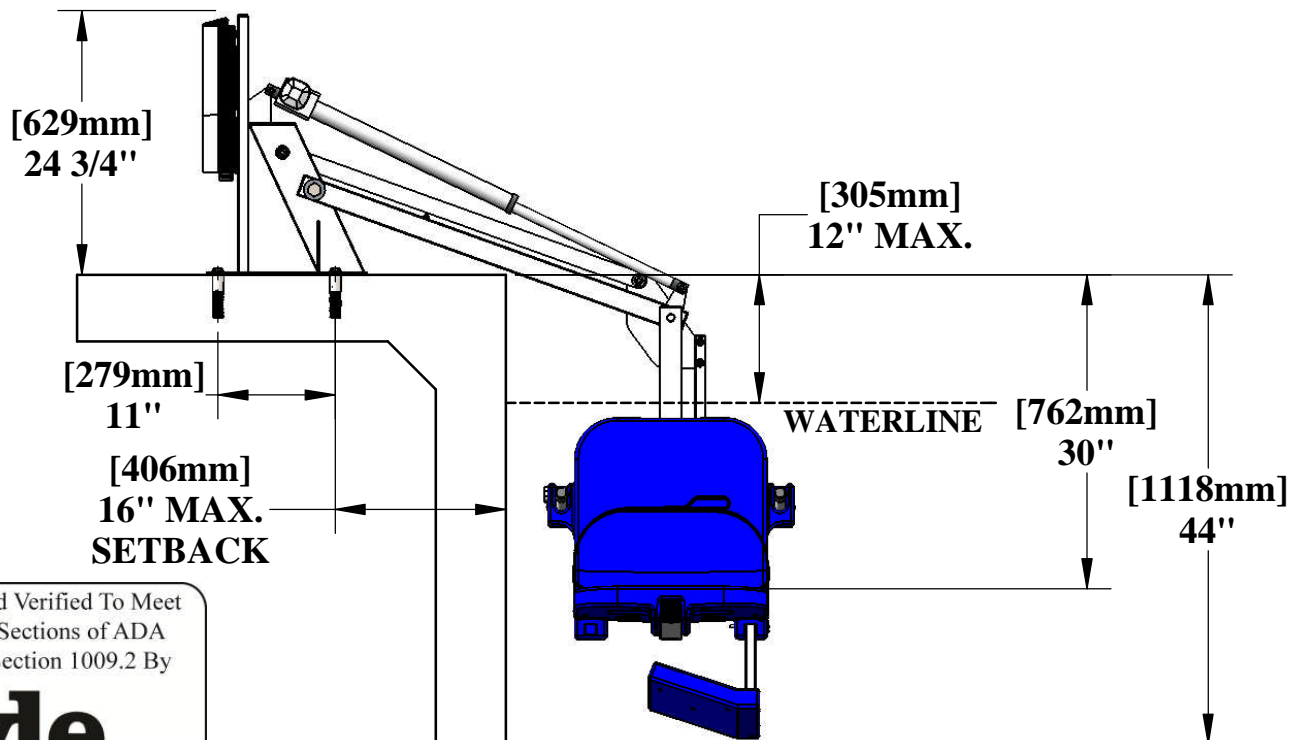
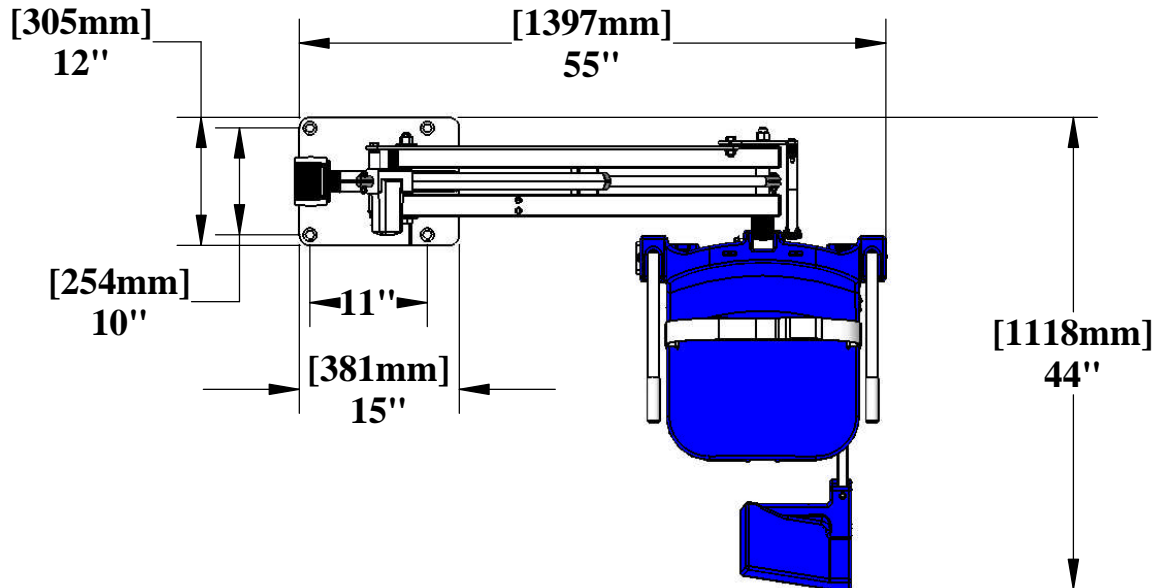
NOTE:
*SPECIFICATIONS ARE SUBJECT TO CHANGE WITHOUT NOTICE


Aqua Creek Products
The Total Solution for Pool and Spa Access

| | | |
|-----------|-----------|---------------|
| PRODUCT: | F-900PL | |
| DWG #: | F-900PL-1 | |
| SCALE: | 1:18 | DATE: 7/16/14 |
| DRAWN BY: | KR | REVISION: E |

THE PATHFINDER POOL LIFT

(PATENT NO: D507,769 S)



Inspected And Verified To Meet
Applicable Sections of ADA
Guidelines Section 1009.2 By

wyle
laboratories

A Registered ISO 9001
Laboratory

9889 GARRYMORE LANE
MISSOULA, MT 59808
(406) 549-0769
FAX (406) 549-2602

NOTE:
*SPECIFICATIONS ARE SUBJECT TO CHANGE WITHOUT NOTICE


Aqua Creek Products
The Total Solution for Pool and Spa Access

| | | |
|-----------|-----------|---------------|
| PRODUCT: | F-900PL | |
| DWG #: | F-900PL-2 | |
| SCALE: | 1:18 | DATE: 7/16/14 |
| DRAWN BY: | KR | REVISION: E |

THE PATHFINDER POOL LIFT

(PATENT NO: D507,769 S)

SPECIFICATIONS:

LIFTING CAPACITY: 300 lbs [136 kg]
STATIC LOAD CAPACITY: 450 lbs [204 kg]

MAX. DRAFT (DECK TO WATER): 12.0" [305mm]
MAX. SETBACK (SEE PAGE 2): 16" [406mm]

OVERALL HEIGHT (MAX): 48-1/4" [1225mm]
MAX. WIDTH (DEPLOYED): 44" [1118mm]
MAX. LENGTH (DEPLOYED): 55" [1397mm]
STOWED LENGTH (MAX): 23-1/2" [597mm]
STOWED WIDTH (NO FOOTREST): 32-1/8" [816mm]

WEIGHT: 120lbs [55kg]

MATERIALS:

LIFT FRAME: TYPE 304 STAINLESS STEEL
BASEPLATE: TYPE 304 STAINLESS STEEL
CHAIR & FOOTREST: LLDPE POLYETHYLENE
SAFETY BELT: HEAVY-DUTY POLYESTER STRAP, HOOK & LOOP FASTENER
POWDER COATING: OFF-WHITE POLYESTER [PN: 1PC-108-1912 BX50]

STANDARD EQUIPMENT:

DUAL FLIP-UP ARMRESTS
FLIP-UP FOOTREST
SAFETY BELT

24VDC BATTERY & CHARGER
WATER RESISTANT HANDSET-REMOTE

Inspected And Verified To Meet
Applicable Sections of ADA
Guidelines Section 1009.2 By

wyle
laboratories

A Registered ISO 9001
Laboratory

9889 GARRYMORE LANE
MISSOULA, MT 59808
(406) 549-0769
FAX (406) 549-2602

NOTE:
*SPECIFICATIONS ARE SUBJECT TO CHANGE WITHOUT NOTICE


Aqua Creek Products
The Total Solution for Pool and Spa Access

| | |
|-------------------------|----------------------|
| PRODUCT: F-900PL | |
| DWG #: F-900PL-3 | |
| SCALE: 1:1 | DATE: 7/16/14 |
| DRAWN BY: KR | REVISION: E |