

INVACARE®

# CLAMP-ON HALF-LENGTH BED RAIL

---



---

The **Invacare® Clamp-On Half-Length Bed Rail** is an easily-installed addition to Invacare Homecare beds. Featuring a square design for patient safety, robust mounting bracket and powder coated welded steel construction for durability, the Invacare Clamp-On Half-Length Bed Rail provides peace of mind for patients and providers alike.

Invacare beds, mattresses, and rails, excluding therapeutic support surfaces and bariatric beds, when used as a system and sold new and unused after August 1, 2007, meet the voluntary FDA Guidelines for bed rail entrapment. Visit [www.invacare.com/bedsafety](http://www.invacare.com/bedsafety) for additional safety and entrapment information.

---

## The Clamp-On Half-Length Bed Rail offers quick set-up, and a durable design

- Clamp-on design provides quick and easy set-up
- Meets the FDA entrapment guidelines when used as part of a new Invacare bed system\*
- Robust mounting bracket
- Durable powder coated steel frames provide years of rentals



- A. Quick clamp with large knob
- B. Slide tubes are chrome plated for smooth adjustments of rail height
- C. A handle area is conveniently located on the top corners to assist with patient positioning









Claw style clamp for secure mounting

### Invacare Clamp-On Half-Length Bed Rail

Clamp on rail, no tools required

Welded steel construction with powder coat finish and chrome on the center rails for scratch-resistant movement of the adjustment bracket

Compatible with 5307IVC, 5311IVC and 5411IVC and 5411IVCLOW

Model #	 Rail Length*	 Rail Height Above Deck Raised	 Rail Height Above Deck Lowered	 Width Between Rails	 Shipping Weight	 Limited Warranty
6630DS	32"	16"	3.5"	37"	24 lb.	1 Year

\*Measurement on flat bed with crossbraces installed as per instruction sheet.

Invacare beds, mattresses and rails, excluding powered support surfaces and bariatric beds, when used as a system and sold new and unused after August 1, 2007, meet the voluntary FDA Guidelines for bed rail entrapment. Visit [www.invacare.com/bedsafety](http://www.invacare.com/bedsafety) for additional safety and entrapment information.