

SafeFree® – the patented side guard concept

Obtain freedom – in line with the Werdenfelser Weg*

4 side guards

1

In lowered position, the divided side guards enable unhindered access to the resident for daily nursing tasks, changing wound dressings or bed sheets and linen. No need to take off and store interfering accessories like a middle post or fixed side guards.

4-stage adjustment

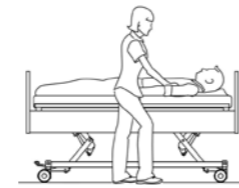
No protection needed



4 advantages

Barrier-free

No middle post and no central gap protector



2

For safety at night, it is often sufficient to combine the low position of the bed with the first height level of the head-end side guard. This "soft protection" avoids unnecessary barriers and reduces the risk of falls sustainably. The side guards provide the resident with orientation without restriction.

Soft protection

no FDM



Orientation

instead of freedom-depriving measures (FDM)



3

The 3/4 protection creates a deliberate bed egress gap at the foot end for the reduction of freedom-depriving measures (FDM), while at the same time maintaining a high safety standard. By adjusting the bed and side guard height, sentida can be adapted to residents of every size and height.

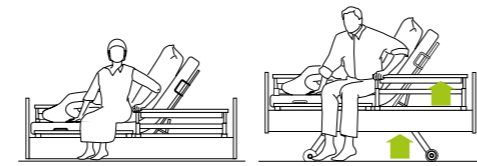
3/4 protection

no FDM



Mobilization

with adaptation to resident height



4

The third height level is used to comprehensively secure the resident in bed. In the top position, the two parts of the side guard close together so tightly that they are just as safe as a continuous side guard. Stocking up on accessories for closing a central gap when using an abdominal belt for restraint is not necessary.

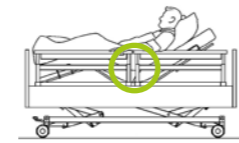
Full protection

for mattress heights from 12 to 18 cm



Safety

exceeding the requirements of the new standard IEC 60601-2-52

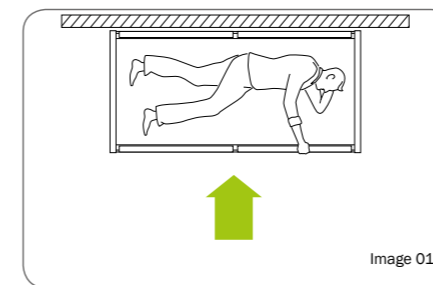


Mobilization with the right support angle according to the resident's height

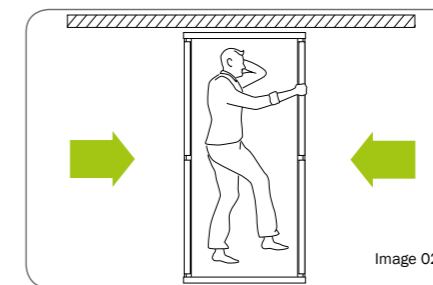


All-round access for nursing tasks with 4 divided side guards

- Flexible use of the bed for standard care, even in limited spaces (image 01)
- Flexible access from both sides of the bed in case of increased need for care (image 02)
- Flexible use of the bed for bed egress on the left or right side to mobilize the resident
- Avoiding follow-up costs for upgrading divided side guards



Standard nursing – access from one side is sufficient



Increased need for care – access from both sides needed

More safety
due to smaller central gap* < 60 mm

- Targeted compliance with the standard IEC 60601-2-52
- Safety in working position, i.e. also with raised backrest or leg rest
- Safety without using an additional central gap protector as accessory for restraint with an abdominal belt in accordance with the BfArM** (German Federal Institute for Drugs and Medical Devices)