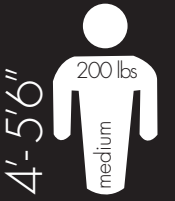


Bantam medium



The EasyStand Bantam medium combines features from both the Bantam and Evolv series to make it more appropriate for the larger, involved child. As children grow, transfers become more difficult, and as a result, compliance with a standing program often suffers. The Bantam medium allows transfers to a seated or supine position, or any position in between.

The Bantam's central positioning controller shifts between sit to stand and supine modes. The "Neutral" setting allows infinite positioning between seated and supine while a manual hydraulic actuator lifts the child to a standing position. No other stander offers so many positioning possibilities.

Additional options on the Bantam medium include a shadow tray with chest pad that provides anterior support throughout the standing transition, an angle adjustable back independent of the tray, and a contoured seat and back for children with positioning challenges.



Contoured Seat & Back with
Power Up Lift



Swing-Away Front
with options



Shadow Tray
with options



Supine Lying



Bantam Medium
Base Model



Supine Standing

Transferring larger children can be difficult and often requires two or more people. As a result, the child spends less time standing, or abandoning the standing program altogether. The option to transfer into a seated position or into supine with hip-knee flexion makes transfers safer and more manageable. The Bantam's positioning capabilities make long term standing a reality for larger children.

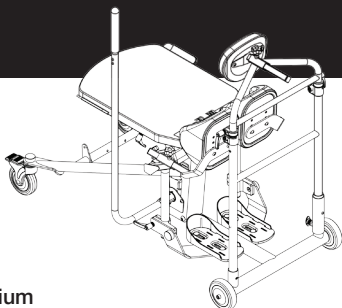


Supine with
Hip-Knee Flexion




Anterior Tilt Sitting

Bantam medium options




PY5500 EasyStand Bantam medium

The Bantam medium base model comes with two 5" rear locking casters, two 5" front wheels, manual hydraulic actuator with handle, planar seat, knee pads, height-only adjustable foot plates, no-tray chest pad, black upholstery, swing-away front (supine not included).



PY5554 Supine

Allows the Bantam to be used as a supine or sit to stand stander. User can be transferred from flat-to-load, seated, or hip-knee flexion position. Adjusts from 0-90° supine. Head support required. Not available off unit. Shadow tray recommended.



PY5645 Easy-Adjust Seat Depth

Roller bearing seat depth that allows for smoother seat depth adjustment. Not available off unit.



PY5568 Front Swivel Casters for Shadow Tray

Allows for easier movement of stander. Replaces front wheels. Extends the footprint of the unit to 28.25"x47" (72x119cm).



PT50170 Front Swivel Casters for Swing-Away Front

Allows for easier movement of stander. Replaces front wheels. Extends the footprint of the unit to 29.5"x47.5" (72x121cm).



PY5564 Pow'r Up Lift

Brings the user to the standing position with the touch of a button. Includes light touch controller, rechargeable battery and charger, Linak® actuator and an emergency release.



PY5632 Adjustable/Removable Actuator Handle

Removable actuator handle adjusts the distance of reach to handle to meet user's needs. Not available with Pow'r Up Lift.



PNG50044 Quad Grip Handle Extension

Attaches to the actuator handle for users with limited dexterity. Adjusts for various hand sizes. Not available with Pow'r Up Lift.



PNG50070 T-Style Handle Extension

Attaches to the actuator handle for users with limited range of motion. Makes the first few pumps easier and descending more accessible. Adds additional 7" (18cm) in each direction. Not available with Pow'r Up Lift.



PY5604 Black Molded Shadow Tray

Shadow tray is accessible in all positions and provides anterior support as user moves from sitting to standing. Adjustable in depth, height, and tray angle. Tray size is 21"x24" (53x61cm).



PY5606 Clear Shadow Tray

Shadow tray is accessible in all positions and provides anterior support as child moves from sitting to standing. Adjustable in depth, height, and tray angle. Tray size is 21"x24" (53x61cm).



PY5608 Black Molded Tray for Swing-Away

Provides user with a tray surface and anterior support in the standing position. Includes chest pad, adjustable in depth and height. Tray size is 21"x24" (53x61cm).



PY5610 Clear Tray for Swing-Away

Provides user with an acrylic tray surface and anterior support in the standing position. Includes chest pad, adjustable in depth and height. Tray size is 21"x24" (53x61cm).



PY5612 Oversized Clear Tray for Swing-Away

Large acrylic tray allows more room for reading and functional activities in standing position. Tray size is 29"x22" (74x56cm).



PY5614 Black Molded Angle Adjustable Tray for Swing-Away

Adjusts from 0-35° to provide forearm support and angle activities closer to the user in the standing position. Tray size is 21"x24" (53x61cm).



PY5616 Clear Angle Adjustable Tray for Swing-Away

Adjusts from 0-35° to provide forearm support and angle activities closer to the user in the standing position. Tray size is 21"x24" (53x61cm).



PY5618 Oversized Angle Adjustable Tray for Swing-Away

Adjusts from 0-35° to provide forearm support and angle activities closer to the user in the standing position. Tray size is 29"x22" (74x56cm).



PNG50042 Hand Grips

Provides additional arm and hand support and alignment. Easily movable for precise arm positioning. Attaches with suction cups. A clear acrylic tray is required.



PT50156 Elbow Pad-9.25" Cutout

Additional padded support surface on the black molded or clear tray. Not available for oversized clear tray. 9.25" (24cm), 11" (28cm), & 13" (33cm) cutout width. Overall width 21.5" (55cm), pad extends back 3.75" (10cm) posterior from current table edge.



PNG30000 Large Contoured Chest Pad

Attaches to tray or no-tray bracket to provide anterior support with a minimal lateral contour. Oval pad is 9.5"Hx15"W (24x38cm). Not available with elbow pads.

**PNG30295 Padded Tray Cover**

A padded tray cover that attaches to the black molded, clear, angle adjustable, or shadow tray. Not available with oversized clear tray or elbow pads.

**PY5586 Multi-Adjustable Foot Plates**

Foot plates are adjustable forward/aft +/- .75" (2cm), plantar/dorsi +/-20°, toe-in/toe-out, swivel 30° left/right, and height.

**PY5636 Foot Straps**

Velcro® and D-ring adjustment holds feet in alignment with multiple attachment slots for proper foot positioning.

**PY5638 Secure Foot Straps**

Velcro® and D-ring adjustment holds feet securely in place at ankle and toes with multiple attachment slots for proper foot positioning.

**PY5600 Roho® Knee Pads**

Includes Roho® Dry Floatation® technology. Width range from center to center is 5"-9" (13-23cm). Depth range from front of seat is 3"-8" (8-20cm). Height range is +/- 1.5" (+/- 4cm) from seat pivot.

**PY5596 Swing-Away Knee Pads**

Push of a button swings knee pad away providing more room for transfers. Multi-adjustable knee pads are adjustable in height +/-3" (+/-8cm), width 7"-9" (13-23cm) in addition to depth range 3"-6" (8-15cm).

**PY5570 Contoured Seat-Narrow 11"-13" W
PY5572 Contoured Seat-Wide 12"-14" W**

Contoured positioning seat features form-to-fit upholstery with built in hip support. Narrow seat is 11"-13"W (28-33cm). Wide seat is 12"-14"W (30-36cm).

**PY5560 Hip Supports**

Supports the hips in symmetrical alignment from sitting to standing. Adjustable width from 9"-15" (23-38cm) with a 1" (2.5cm) height range. Pad size is 4"x6." (10x15cm). Not available with contoured seat.

**PY5530 Planar Back 16"H
PY5532 Planar Back 20"H**

Flat back provides additional support. Top of back is 16" (41cm) or 20" (51cm) from seat.

**PY5574 Contoured Back 16"H
PY5576 Contoured Back 20"H**

Contoured back provides midline support. Top of back is 16" (41cm) or 20" (51cm) from seat.

**PY3008 Velcro® Positioning Belt**

2" (5cm) wide positioning belt has a D-ring Velcro® closure, provides hip stability for user. Fits hip circumference up to 66" (168cm). Back required.

**PY3014 Positioning Belt with Airline Style Buckle**

2" (5cm) wide positioning belt with airline style buckle provides hip stability. Fits hip circumference up to 66" (168cm).

**PY5620 Chest Strap**


Velcro® and D-ring adjustment provides moderate support, back required. Circumference up to 42" (107cm). Pad size 5"Wx8"L (13x20cm).

**PNG30170 X-Style Chest Vest-Medium
PNG30056 X-Style Chest Vest-Large**

Neoprene®. Medium size is 9.5"Lx9"W (24x23cm). Large size is 11"Lx9.5"W (32x26cm). Back required.

**PNG30171 Y-Style Chest Vest-Medium
PNG30021 Y-Style Chest Vest-Large**

Neoprene®. Medium size is 9.5"Lx9"W (24x23cm). Large size is 11"Lx9.5"W (32x26cm). Back required.

**PY5562 Lateral Supports**

Provides midline positioning for users with limited trunk control. Width adjustment range is 9"-14.5" (23-37cm). Pad size is 4"Hx6"W (10x15cm). Not available with contoured back.

**PY5626 Head Support-Extra Small 5"Hx8"W (13x20cm)
PY5628 Head Support-Small 6"Hx10"W (15x25cm)
PY5630 Head Support-Large 7"Hx14"W (18x36cm)**

Height range from seat with 16" planar back is 18"-27" (46-69cm), 20" planar back is 22"-31" (56-79cm). Depth range is -2.5" to +1.5" (-6 to -4cm) from backrest.

**PNG50040 Push Handles**

Makes pushing the stander easier for the caregiver. Back required.

**P80809 Tool Pouch**

Holds the assembly tools provided with the stander. Attaches to unit with Velcro® straps. Tools not included.

**PY5643 Seat Angle Locator**

Helps therapists monitor standing progress. Attaches on the back with magnet.