



The average annual per capita paper use in the USA in 2001 was 700 pounds. The average annual per capita paper use in the rest of the world was 110 pounds. This is equal to approximately 28 print outs per day every day. Excessive use of paper wastes landfill space, water, chemicals and the energy resources required to recycle the paper. Join TiLite in its efforts to reduce paper use by filling out this order form online and sending it via email. To learn more [click here](#) or visit: tilite.com/thinkgreen.php.

The TiLite® TR and YR Order Form is a digital order form and may be filled out on your computer using Adobe® Acrobat® or Adobe® Reader®. For your convenience the order form may then be saved and emailed directly to TiLite's Customer Service Team. Adobe® Acrobat® is recommended in order to take full advantage of the functions on this order form.

To save the completed Order Form to your desktop using Adobe® Reader®: (1) Fill out the order form completely (you will not be able to make changes once the order form is saved using this program). (2) Go to File and select Print; (3) Select Adobe PDF from your list of printers; (4) Select Print again; (5) Select the destination where you would like the file saved; and (6) Select Save. The "Quote This Chair" or "Order This Chair" function on page 7 will not work with Adobe® Reader®.

[Click here](#) to download for free Adobe® Reader® or to purchase Adobe® Acrobat®.

DEALER INFORMATION		RTS INFORMATION	
Dealer:	RTS:	Phone:	
Account:	PO:	Email:	
Ordered By:		SHIP TO INFORMATION	
Address:	Name:		
City:	State:	Ship Via:	
Phone:	Fax:	Address:	City:
Email:		Phone:	State:
		Fax:	Zip:
TiLite Information			
Mark For:		Ship Date:	Order #:

Please **Fax** to the TiLite Customer Service Team at **866.586.2413** or **509.586.2413**



Polished TiLite TR shown with Red Pepper Color Anodize Package and other available options.

FRAME STYLE

TiLite TR Series (250 Pound Weight Limit.)

TRFS1 ☐ **TiLite TR**\$2,995 K0009

TRFS2 ☐ **TiLite YR**\$2,995 E1229

TRPWR1 ☐ **Power Adaptable Frame** (No charge when 20" Rear Seat Width **A** and 20" Seat Depth **B** are selected.

Requires Billet Aluminum Front Wheels and 0° Camber **F**. Not available with Carbon Fiber Camber Tube. Camber tube available in silver anodize only).....\$300

TRRFR1 ☐ **Reinforced Frame** (No charge when 20" Rear Seat Width **A** and 20" Seat Depth **B** are selected.)\$300

FRAME FINISHES

Natural Titanium

TRFF1 ☐ **Satin**STD

TRSCBT1 ☐ **Satin Finish Buffing Pads**.....\$15

TRFF2 ☐ **Polished**\$650

TRFF3 ☐ **Tattooed Titanium™** (Tattoos on front frame tubes. Frame finished in Satin. Click on the images below to view the Tattoos online.)\$250

TRFF4 ☐ **Rock & Roll**



TRFF5 ☐ **Retro**



TRFF6 ☐ **Mother Nature**



TRFF7 ☐ **Henna**



THE ULTIMATE RIDE.®

tilite.com
2701 West Court Street | Pasco, Washington 99301
509.586.6117 Tel | 800.545.2266 Toll-Free
509.586.2413 Fax | 866.586.2413 Toll-Free Fax

THE TITANIUM EXPERTS.®

FRAME FINISHES

High Gloss Paint

TRFF8 ☐ Super Wet Black
TRFF11 ☐ Military Green

TRFF9 ☐ Sunburst Yellow
TRFF12 ☐ Orange Crush

TRFF10 ☐ TiLite Red
TRFF13 ☐ Hot Pink**STD**

Metallic Paint

TRFF14 ☐ Ocean Blue Metallic

TRFF15 ☐ Tangerine Metallic

TRFF16 ☐ Salsa Red Metallic.....**STD**

Pearlescent Paint

TRFF17 ☐ Midnight Blue Pearl

TRFF18 ☐ White Pearl**STD**

Matte Paint

TRFF19 ☐ Black Lava

TRFF20 ☐ Deep Blue Ice

TRFF21 ☐ Scarlet Ice.....**STD**

Candy Paint

TRFF22 ☐ Ruby Red
TRFF25 ☐ Electric Plum

TRFF23 ☐ Azure Blue
TRFF26 ☐ Atomic Green

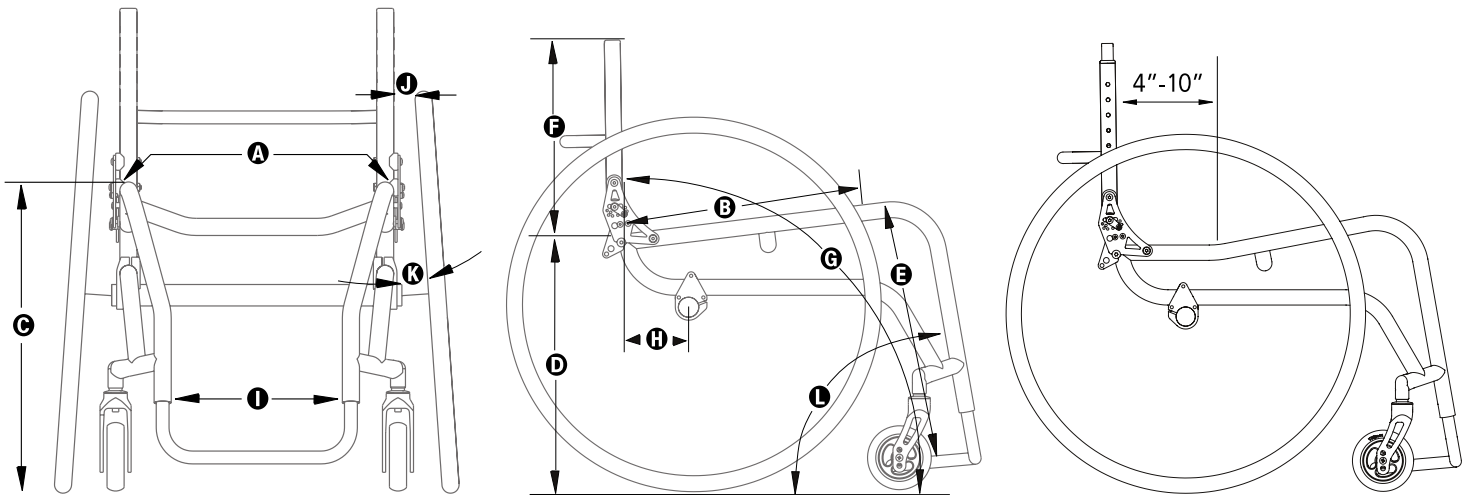
TRFF24 ☐ Root Beer Candy**STD**

COLOR ANODIZE PACKAGE

(Color Anodize Package includes: Camber Tube, Camber Clamp and Caster Fork. If no anodize color is selected, the default will be black.)

TRANO1 ☐ Black**STD**
TRANO3 ☐ Red Pepper TRANO4 ☐ Green Apple TRANO5 ☐ Sapphire**\$95**

FRAME MEASUREMENTS

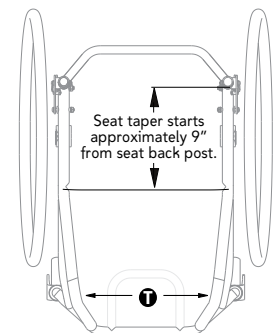


SEAT WIDTH A Measure from outside of seat tube at back post to the outside of the opposite seat tube at back post.

TRSW1 ☐ 12" ☐ 13" ☐ 14" ☐ 15" ☐ 16" ☐ 17" ☐ 18" ☐ 19"**STD**
TRSW2 ☐ 20" (HCPCS code only applies to 20" Rear Seat Width A.)**\$300 E2201**

FRONT SEAT WIDTH (SEAT TAPER) I Measure from inside of front frame tube to inside of opposite front frame tube.

TRFSW1 ☐ No Taper (2" Narrower than Rear Seat Width.)**STD**
TRFSW2 ☐ 1" Taper (3" Narrower than Rear Seat Width. Includes Tension Adjustable by Straps Seat Upholstery.)**\$250**
TRFSW4 ☐ 2" Taper (4" Narrower than Rear Seat Width. Includes Tension Adjustable by Straps Seat Upholstery.)**\$250**
TRFSW6 ☐ 3" Taper (5" Narrower than Rear Seat Width. Includes Tension Adjustable by Straps Seat Upholstery.)**\$250**



FRAME MEASUREMENTS

SEAT DEPTH ③ Measure from front of back post to the front edge of seat sling. Front edge of seat sling will be at the beginning of the bend at front of chair frame, unless Frog Legs® or a 90° Front Angle is ordered, in which case front edge of seat sling begins approximately 1" behind the bend.

TRSD1 ☐ 12" ☐ 13" ☐ 14" ☐ 15" ☐ 16" ☐ 17" ☐ 18" ☐ 19"STD
 TRSD2 ☐ 20"\$300 E2203
 TRSD3 ☐ Frame Depth Longer or Shorter Than Seat Depth (A Custom Frame Depth of 20" is \$450 if Seat Depth ③ of 20" is not also selected.)\$150
 Custom Frame Depth: _____"

ERGONOMIC SEAT Measure from front of back post to beginning of upward bend of seat tube.

TRERG1 ☐ 4" ☐ 5" ☐ 6" ☐ 7" ☐ 8" ☐ 9" ☐ 10"\$300

FRONT SEAT HEIGHT ④ Measure from floor to top of seat tube at beginning of bend.

TRFSH1 ☐ 15" ☐ 15.5" ☐ 16" ☐ 16.5" ☐ 17" ☐ 17.5" ☐ 18" ☐ 18.5" ☐ 19" ☐ 19.5" ☐ 20" ☐ 20.5" ☐ 21"STD

REAR SEAT HEIGHT ⑤ Measure from floor to top of seat tube at back post.

REAR SEAT HEIGHT RANGES

Rear Wheel Size	Rear Seat Height ⑤	
	No Rear Suspension	Frog Legs® Rear Suspension
20"	12.5" - 21"	15.0" - 21"
22"	13.5" - 21"	16.0" - 21"
24"	14.0" - 21"	16.5" - 21"
25"	14.0" - 21"	17.0" - 21"
26"	15.0" - 21"	17.5" - 21"

TRRSH1 ☐ 12.5" ☐ 13" ☐ 13.5" ☐ 14" ☐ 14.5" ☐ 15" ☐ 15.5" ☐ 16" ☐ 16.5" ☐ 17" ☐ 17.5" ☐ 18" ☐ 18.5" ☐ 19" ☐ 19.5" ☐ 20" ☐ 20.5" ☐ 21"STD

FRONT ANGLE ① Measure from frame front to floor.

TRFA1 ☐ 60° ☐ 65° ☐ 70° ☐ 75° ☐ 80° ☐ 85° (Not available with 6" Front Wheels.) ☐ 90° (Not available with 5" or 6" Front Wheels.)STD

SEAT TO FOOTREST ③/FOOTRESTS Measure from front edge of seat sling to top rear of footrest. **Measurement must be at least 2" shorter than Front Seat Height ④.**

STANDARD FOOTRESTS

☐ 13.5" ☐ 14" ☐ 14.5" ☐ 15" ☐ 15.5" ☐ 16" ☐ 16.5" ☐ 17" ☐ 17.5" ☐ 18" ☐ 18.5" ☐ 19"
 TRFTR3 ☐ Angle Adjustable FootrestSTD K0040
 TRFTR1 ☐ Titanium Footrest w/Flat ABS Cover.....\$150
 TRFTR2 ☐ Titanium Open Loop Footrest\$200
 TRFTR12 ☐ Titanium Flip-Back Footrest (Not available w/ 10" or 11" Rear Seat Width ⑥ or ABS Cover w/ 2" Sides.)\$150

HIGH MOUNT FOOTREST

☐ 7"-9" ☐ 9"-11" ☐ 11"-13 Set at _____ (Use 1/2" increments)
 TRFTR4 ☐ Angle Adjustable High Mount Footrest\$85 K0040

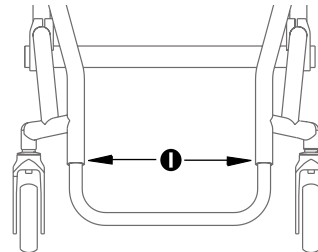
TRFTR14 ☐ **ABS Cover w/2" Sides** (Not available with Flip-Back Footrest or chairs with 10" or 11" Rear Seat Width ⑥.)\$95 K0041

FRAME MEASUREMENTS

FOOTREST WIDTH ❶ or ❷ Select either a Standard Front End if no Seat Taper ❶ is selected on page 2 or a V-Front End if a Seat Taper ❶ is selected on page 2. **STD**

STANDARD FRONT END ❶ TRFE1 Find your Rear Seat Width ❸ in the chart below and select one of the options to the right. Measure from inside of front frame tube to inside of opposite front frame tube.

REAR SEAT WIDTH ❸ (Outside Measurement)	FOOTREST WIDTH ❶		
	No Taper (2" Narrower than Rear Seat Width)	2" Taper (4" Narrower than Rear Seat Width)	4" Taper (6" Narrower than Rear Seat Width)
12"	<input type="checkbox"/> 10"	<input type="checkbox"/> 8"	<input type="checkbox"/> 6"
13"	<input type="checkbox"/> 11"	<input type="checkbox"/> 9"	<input type="checkbox"/> 7"
14"	<input type="checkbox"/> 12"	<input type="checkbox"/> 10"	<input type="checkbox"/> 8"
15"	<input type="checkbox"/> 13"	<input type="checkbox"/> 11"	<input type="checkbox"/> 9"
16"	<input type="checkbox"/> 14 "	<input type="checkbox"/> 12"	<input type="checkbox"/> 10"
17"	<input type="checkbox"/> 15"	<input type="checkbox"/> 13"	<input type="checkbox"/> 11"
18"	<input type="checkbox"/> 16"	<input type="checkbox"/> 14"	<input type="checkbox"/> 12"
19"	<input type="checkbox"/> 17"	<input type="checkbox"/> 15"	<input type="checkbox"/> 13"
20"	<input type="checkbox"/> 18"	<input type="checkbox"/> 16"	<input type="checkbox"/> 14"



OR

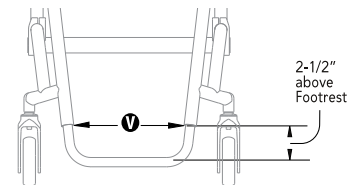
V-FRONT END ❷ Measure from inside of front frame tube to inside of opposite front frame tube 2-1/2" above footrest. (*Titanium Flip-Back Footrest has 1" of adjustment up and down.*)

☐ **NO V-Front Taper**

OR

FOOTREST WIDTH ❷

- | | | | | | |
|------------------------------|--------------------------------|------------------------------|--------------------------------|------------------------------|--------------------------------|
| <input type="checkbox"/> 8" | <input type="checkbox"/> 8.5" | <input type="checkbox"/> 9" | <input type="checkbox"/> 9.5" | <input type="checkbox"/> 10" | <input type="checkbox"/> 10.5" |
| <input type="checkbox"/> 11" | <input type="checkbox"/> 11.5" | <input type="checkbox"/> 12" | <input type="checkbox"/> 12.5" | <input type="checkbox"/> 13" | <input type="checkbox"/> 13.5" |
| <input type="checkbox"/> 14" | <input type="checkbox"/> 14.5" | <input type="checkbox"/> 15" | <input type="checkbox"/> 15.5" | <input type="checkbox"/> 16" | <input type="checkbox"/> 16.5" |
| <input type="checkbox"/> 17" | <input type="checkbox"/> 17.5" | <input type="checkbox"/> 18" | | | |



SEAT BACK TYPE/PUSH HANDLES/SEAT BACK HEIGHT ❸ Measure from top of back post to top of seat tube at rear of frame.

SEAT BACK TYPE

- TRSB1 ☐ Folding Aluminum Adjustable Height..... **NCO**
- TRSB2 ☐ Folding Titanium Adjustable Height (*Titanium back will match Frame Finish. Not available with Bolt-On Push Handles.*)..... **\$175**
- TRSB11 ☐ Backrest that Locks when Folded (*Not available with Ergonomic seat.*)..... **\$75**

TISHAFT™ BACK RELEASE BARS

- TRSB3 ☐ Aluminum **STD**
- TRSB4 ☐ Titanium..... **\$35**

PUSH HANDLES

- TRSB6 ☐ Integrated Push Handles..... **NCO**
- TRSB7 ☐ Integrated Fold-Down Push Handles (*Requires Tension Adjustable by Straps Back Upholstery.*)..... **\$100**
- TRSB8 ☐ Bolt-On Push Handles (*Includes 4" Deep Backrest Rigidizer Bar. Not available with Ti Back.*)..... **\$175**
- TRSB9 ☐ Bolt-On Height-Adjustable Push Handles (*Includes 4" Deep Backrest Rigidizer Bar. Not available with Ti Back.*)..... **\$295**

SEAT BACK HEIGHT ❸

Push Handles	Short	Medium	Tall	Set at: (Use 1/2" increments)
None	<input type="checkbox"/> 8.5" - 12.5"	<input type="checkbox"/> 12" - 16.5"	<input type="checkbox"/> 16.5" - 20.5"	Set at: _____
Integrated	<input type="checkbox"/> 10.5" - 12.5"	<input type="checkbox"/> 13.5" - 16.5"	<input type="checkbox"/> 17.5" - 20.5"	Set at: _____
Integrated Fold-Down	<input type="checkbox"/> 12.5" - 14.5"	<input type="checkbox"/> 14.5" - 19"	<input type="checkbox"/> 18.5" - 21"	Set at: _____



TRSB15 ☐ **NON-FOLDING, FIXED-HEIGHT TITANIUM SEAT BACK** (*Titanium back will match Frame Finish.*)

- | | | | | | | | | | | |
|--------------------------------|--------------------------------|--------------------------------|--------------------------------|--------------------------------|--------------------------------|--------------------------------|--------------------------------|--------------------------------|-------------------------------|--------------------------------|
| <input type="checkbox"/> 5" | <input type="checkbox"/> 5.5" | <input type="checkbox"/> 6" | <input type="checkbox"/> 6.5" | <input type="checkbox"/> 7" | <input type="checkbox"/> 7.5" | <input type="checkbox"/> 8" | <input type="checkbox"/> 8.5" | <input type="checkbox"/> 9" | <input type="checkbox"/> 9.5" | <input type="checkbox"/> 10" |
| <input type="checkbox"/> 10.5" | <input type="checkbox"/> 11" | <input type="checkbox"/> 11.5" | <input type="checkbox"/> 12" | <input type="checkbox"/> 12.5" | <input type="checkbox"/> 13" | <input type="checkbox"/> 13.5" | <input type="checkbox"/> 14" | <input type="checkbox"/> 14.5" | <input type="checkbox"/> 15" | <input type="checkbox"/> 15.5" |
| <input type="checkbox"/> 16" | <input type="checkbox"/> 16.5" | <input type="checkbox"/> 17" | <input type="checkbox"/> 17.5" | <input type="checkbox"/> 18" | <input type="checkbox"/> 18.5" | <input type="checkbox"/> 19" | <input type="checkbox"/> 19.5" | <input type="checkbox"/> 20" | \$195 | |

FRAME MEASUREMENTS




AVAILABLE ON ALL BACKS

- TRSB12 ☐ 4" Deep Backrest Rigidizer Bar.....NCO
- TRSB13 ☐ Custom Height Backrest Rigidizer Bar *(The Standard Rigidizer Bar height is 5" above the Seat Sling for a short, 6-1/4" for a medium and 10-1/4" for a tall. Custom Height Rigidizer Bar must be at least 4-1/2" above Seat Sling or 5-3/4" above Seat Sling when used with 11" - 14" Swing Away Tubular Armrests. Maximum Height is 3" less than Lowest Seat Back Height.)*..... \$150
- Set at: _____ (Use 1/4" increments)



SEAT BACK ANGLE  Measure angle from front of back post to floor. 90° will be perpendicular to the floor. To approximate the angle from the back post to the seat, subtract 2 degrees from measurement  for every .5" of dump.

- TRSPA2 ☐ **Folding Back**
- ☐ 80° ☐ 83° ☐ 86° ☐ 89° ☐ 92° ☐ 95° ☐ 98° ☐ 101°.....NCO

- TRSPA3 ☐ **Non-Folding Back**
- ☐ 80° ☐ 81° ☐ 82° ☐ 83° ☐ 84° ☐ 85° ☐ 86° ☐ 87° ☐ 88° ☐ 89° ☐ 90° ☐ 91°
- ☐ 92° ☐ 93° ☐ 94° ☐ 95° ☐ 96° ☐ 97° ☐ 98° ☐ 99° ☐ 100° ☐ 101°.....NCO

CENTER OF GRAVITY  Measure from front of back post at the seat tube to the center of the rear axle. If no center of gravity is selected, chair will ship with the center of gravity in the rearward-most position. *(Amputee Adapter required for Center of Gravity (C.O.G.)  of less than 1". Non-Folding Back Angle  of 80°-90° requires a Minimum C.O.G. of 1.25", Non-Folding Back Angle of 95° requires a Minimum C.O.G. of 2.25", and a Non-Folding Back Angle of 101° requires a Minimum C.O.G. of 2-3/4".)*

- TRCOG1 ☐ 1" ☐ 1.25" ☐ 1.5" ☐ 1.75" ☐ 2" ☐ 2.25" ☐ 2.5" ☐ 2.75" ☐ 3" ☐ 3.25" ☐ 3.5"
- ☐ 3.75" ☐ 4" ☐ 4.25" ☐ 4.5" ☐ 4.75" ☐ 5" ☐ 5.25" ☐ 5.5" ☐ 5.75" ☐ 6".....STD
- TRAMP1 ☐ Amputee Adapter *(Available in Black anodize only.)*.....\$175 E0959

REAR WHEEL SPACING  Measure from outside of seat back post to inside of rear tire. 3/4" Rear Wheel Spacing not available with 0° or 2° Camber .

- TRRWS1 ☐ .75" ☐ 1" ☐ 1.25" ☐ 1.5" ☐ 1.75" ☐ 2".....STD

CAMBER /CAMBER TUBES

- TRCBR1 ☐ 0° ☐ 2° ☐ 4° ☐ 6° ☐ 8° ☐ 12°.....STD
- TRCBR2 ☐ 15° ☐ 18°.....\$75
- TRCBR3 ☐ **Titanium Camber Tube** *(Not available with Power Adaptable Frame.)*.....\$50
- TRCBR6 ☐ **Carbon Fiber Camber Tube** *(Not available with Power Adaptable Frame.)*.....\$175
- TRCBR4 ☐ **Additional Titanium Camber Tube** ☐ 0° ☐ 2° ☐ 4° ☐ 6° ☐ 8° ☐ 12° ☐ 15° ☐ 18°.....\$100
- TRCBR7 ☐ **Additional Carbon Fiber Camber Tube** ☐ 0° ☐ 2° ☐ 4° ☐ 6° ☐ 8° ☐ 12° ☐ 15° ☐ 18°.....\$225
- TRCBR5 ☐ **Additional Aluminum Camber Tube** ☐ 0° ☐ 2° ☐ 4° ☐ 6° ☐ 8° ☐ 12° ☐ 15° ☐ 18°.....\$100
- ☐ **Additional Spacers to Increase Rear Wheel Spacing**.....NCO

FROG LEGS® REAR SUSPENSION

- TRFRG2 ☐ User Weight Under 180 lbs *(Available in Black anodize only. Not available with fendered sideguards or travel wheels.)*.....\$395
- TRFRG3 ☐ User Weight Over 180 lbs *(Available in Black anodize only. Not available with fendered sideguards or travel wheels.)*.....\$395

CHAIR OPTIONS

FRONT WHEELS

TRFW1	<input type="checkbox"/> 3"x.75"	Micro-Caster.....	STD	
TRFW2	<input type="checkbox"/> 3"x.75"	Light-Up Micro-Caster.....	\$65	
TRFW14	<input type="checkbox"/> 4"x.75"	Plastic Wheel w/Poly Tire.....	NCO	
TRFW3	<input type="checkbox"/> 4"x.75"	Light-Up Micro-Caster.....	\$65	
TRFW4	<input type="checkbox"/> 4"x.75"	Billet Aluminum Wheel w/Poly Tire <input type="checkbox"/> Silver Hub <input type="checkbox"/> Black Hub.....	\$125	
TRFW5	<input type="checkbox"/> 4"x1"	2-Piece Billet Aluminum Wheel w/Soft Roll Tire <input type="checkbox"/> Silver Hub <input type="checkbox"/> Black Hub	\$165	
TRFW15	<input type="checkbox"/> 4"x1.5"	Plastic Wheel w/Poly Tire.....	\$80	
TRFW6	<input type="checkbox"/> 5"x1"	Plastic Wheel w/Poly Tire (Not available with 90° Front Angle ①.).....	NCO	
TRFW7	<input type="checkbox"/> 5"x1"	Billet Aluminum Wheel w/Poly Tire <input type="checkbox"/> Silver Hub <input type="checkbox"/> Black Hub (Not available with 90° Front Angle ①.).....	\$145	
TRFW8	<input type="checkbox"/> 5"x1"	2-Piece Billet Aluminum Wheel w/Soft Roll Tire <input type="checkbox"/> Silver Hub <input type="checkbox"/> Black Hub (Not available with 90° Front Angle ①.)	\$185	
TRFW18	<input type="checkbox"/> 5"x1.5"	Plastic Wheel w/Poly Tire (Not available with 90° Front Angle ①.).....	\$80	
TRFW9	<input type="checkbox"/> 6"x1"	Plastic Wheel w/Poly Tire (Not available with 85° or 90° Front Angle ①.).....	NCO	
TRFW11	<input type="checkbox"/> 6"x1"	Billet Aluminum Wheel w/Poly Tire <input type="checkbox"/> Silver Hub <input type="checkbox"/> Black Hub (Not available with 85° or 90° Front Angle ①.).....	\$165	
TRFW10	<input type="checkbox"/> 6"x1.25"	Plastic Wheel w/Pneumatic Tire (Not available with 85° or 90° Front Angle ①.).....	\$65	
TRFW12	<input type="checkbox"/> 6"x1.25"	Billet Aluminum Wheel w/Pneumatic Tire <input type="checkbox"/> Silver Hub <input type="checkbox"/> Black Hub (Not available with 85° or 90° Front Angle ①.).....	\$165	
TRFW13	<input type="checkbox"/> 6"x1.25"	2-Piece Billet Aluminum Wheel w/Soft Roll Tire (Not available with 85° or 90° Front Angle ①.).....	\$195	
TRFRG1	<input type="checkbox"/>	Frog Legs® Suspension Forks (Available in Black anodize only. Not available with 8" Front Wheels.).....	\$395	E1015
TRCPL1	<input type="checkbox"/>	Caster Pin Locks (Not available with Frog Legs®.).....	\$225	K0073
TRFW0	<input type="checkbox"/>	Omit Front Wheels (Must Choose Wheel Size Above.).....	-\$20	

REAR WHEELS See Rear Seat Height Ranges chart on Page 2 for Rear Seat Height ① limitations.

TRRW3	Spinergy WIRE Wheel w/Low Flange Hub	STD	
	<input type="checkbox"/> 20"(451)		
	<input type="checkbox"/> 22"(501)		
	<input type="checkbox"/> 24"(540)		
	<input type="checkbox"/> 25"(559) (Requires 15" minimum Seat Depth ②.)		
	<input type="checkbox"/> 26"(590) (Requires 15" minimum Seat Depth ②.)		
TRRW5	TiLite Wheel w/High Flange Hub	\$250	
	<input type="checkbox"/> 24"(540)		
	<input type="checkbox"/> 25"(559) (Requires 15" minimum Seat Depth ②.)		
	<input type="checkbox"/> 26"(590) (Requires 15" minimum Seat Depth ②.)		
TRRW7	Spinergy SPOX <input type="checkbox"/> Black <input type="checkbox"/> Red <input type="checkbox"/> Yellow <input type="checkbox"/> Blue <input type="checkbox"/> White	\$695	
	<input type="checkbox"/> 22"(501) - Std. Hub		
	<input type="checkbox"/> 24"(540) - Std. Hub		
	<input type="checkbox"/> 25"(559) - Std. Hub (Requires 15" minimum Seat Depth ②.)		
	<input type="checkbox"/> 26"(590) - Sport Hub (Requires 15" minimum Seat Depth ②.)		
TRRW8	Spinergy LX <input type="checkbox"/> Black <input type="checkbox"/> Red <input type="checkbox"/> Yellow <input type="checkbox"/> Blue <input type="checkbox"/> White <input type="checkbox"/> Go Green <input type="checkbox"/> Bright Orange <input type="checkbox"/> Flamingo Pink (Please allow an additional 2-3 weeks delivery on Go Green, Bright Orange and Flamingo Pink.)	\$895	
	<input type="checkbox"/> 22"(501) - Std. Hub		
	<input type="checkbox"/> 24"(540) - Std. Hub		
	<input type="checkbox"/> 25"(559) - Std. Hub (Requires 15" minimum Seat Depth ②.)		
	<input type="checkbox"/> 26"(590) - Sport Hub (Requires 15" minimum Seat Depth ②.)		
TRRW11	Skyway Mags <input type="checkbox"/> 20" <input type="checkbox"/> 22" <input type="checkbox"/> 24" (Not available with Short Tabs.).....	\$50	
TRRW0	<input type="checkbox"/> Omit Rear Wheels (Must Choose Wheel Size Above and Tire Type Below.).....	\$50	

AXLES

TRAXL1	<input type="checkbox"/> Stainless Quick Release.....	STD	
TRAXL2	<input type="checkbox"/> Titanium Quick Release (Not available with TiLite High Flange Hub, Spinergy WIRE, Skyway Mags, 26"(590) Spinergy SPOX or LX Rear Wheels or Power Adaptable Frame.).....	\$195	
TRAXL3	<input type="checkbox"/> Quad Release (Not available with Skyway Mags or 26"(590) Spinergy Spox or LX Rear Wheels.).....	\$95	

CHAIR OPTIONS

PNEUMATIC REAR TIRES

TRRTR1 <input type="checkbox"/> Treaded (Not available with 25" (559) Rear Wheels.).....	STD	
TRRTR2 <input type="checkbox"/> Airless Inserts	\$80	E2213
TRRTR3 <input type="checkbox"/> 25" Primo Treaded (Standard with 25"(559) Rear Wheels.).....	STD	
TRRTR4 <input type="checkbox"/> Primo	NCO	
TRRTR5 <input type="checkbox"/> 24", 25" and 26" Kenda® High Pressure (110psi) <input type="checkbox"/> Grey <input type="checkbox"/> Red <input type="checkbox"/> Blue	\$85	
TRRTR6 <input type="checkbox"/> 24" Grey Knobby (Requires TiLite Wheel with High Flange Hub.)	\$95	
TRRTR7 <input type="checkbox"/> 26" Black Knobby (Requires TiLite Wheel with High Flange Hub or Spinergy SPOX or Spinergy LX Rear Wheels.).....	\$95	
TRRTR8 <input type="checkbox"/> 24", 25" and 26" Schwalbe® Marathon Plus Evolution.....	\$110	
TRRTR9 <input type="checkbox"/> 24" and 25" Schwalbe® SpeedRun.....	\$125	

SOLID REAR TIRES

TRRTR10 <input type="checkbox"/> 20" (451) Street Tread.....	\$65	
TRRTR11 <input type="checkbox"/> 22" (501) Pyramid.....	\$75	
TRRTR13 <input type="checkbox"/> 24" (540) and 25" (559) Herringbone Tread.....	\$90	
TRRTR15 <input type="checkbox"/> 24" (540) and 25" (559) Treaded.....	\$90	

HANDRIMS

Handrim Type

TRRIM1 <input type="checkbox"/> Aluminum – Silver Anodized.....	STD	
TRRIM2 <input type="checkbox"/> Titanium (Not available with Skyway Mags, 22" Rear Wheels, or 24" Knobby tires.)		
<input type="checkbox"/> Satin Finish.....	\$400	
<input type="checkbox"/> Polished Finish.....	\$550	
TRRIM3 <input type="checkbox"/> The Natural-Fit® (Original, Larger Profile) (Not available with Skyway Mags.)		
<input type="checkbox"/> Standard Grip (Not available with short tabs.).....	\$295	
<input type="checkbox"/> Super Grip (Not available with short tabs.).....	\$340	
<input type="checkbox"/> Without Thumb Grip.....	\$270	
TRRIM4 <input type="checkbox"/> The Natural-Fit® LT (Reduced Weight, Smaller Profile) (Not available with Skyway Mags.)		
<input type="checkbox"/> Standard Grip (Not available with short tabs.).....	\$325	
<input type="checkbox"/> Super Grip (Not available with short tabs.).....	\$370	
<input type="checkbox"/> Without Thumb Grip.....	\$300	
TRRIM9 <input type="checkbox"/> Spinergy FlexRim (Available only on 24" and 25" Spinergy LX Rear Wheels. Please allow an additional 2-3 weeks delivery.)	\$495	
TRRIM5 <input type="checkbox"/> Plastic Coated – Black.....	\$95	
TRRIM6 <input type="checkbox"/> Projections - 8 Vertical Projections (Not available with 20", 22" or 26" Rear Wheels or Skyway Mags.).....	\$240	
TRRIM0 <input type="checkbox"/> Omit Handrims.....	\$15	

Tab Length

TRRIM7 <input type="checkbox"/> Long Tabs.....	STD	
TRRIM8 <input type="checkbox"/> Short Tabs (Not available with Skyway Mags or The Natural-Fit® Handrims with Thumb Grip.).....	\$15	

WHEEL LOCKS

TRWLK1 <input type="checkbox"/> Standard Push to Lock (Available with .75" to 1.5" Rear Wheel Spacing ❶ only. Not available with 13" or shorter Seat Depth ❷ or extension handles.)	NCO	
TRWLK2 <input type="checkbox"/> Composite Scissor Lock.....	\$110	
TRWLK5 <input type="checkbox"/> Black Aluminum Scissor Lock	\$135	
TRWLK3 <input type="checkbox"/> Uni-Lock Set At: <input type="checkbox"/> Push <input type="checkbox"/> Pull.....	\$135	
TRWLK4 <input type="checkbox"/> Extension Handles for Uni-Lock.....	\$50	E0961

UPHOLSTERY COLORS

TRUPC1 <input type="checkbox"/> Black.....	STD	
TRUPC2 <input type="checkbox"/> Ti Red <input type="checkbox"/> Royal Blue <input type="checkbox"/> Navy Blue <input type="checkbox"/> Hunter Green <input type="checkbox"/> Purple <input type="checkbox"/> Digital Camo (NCO on YR).....	\$50	

CHAIR OPTIONS

BACK UPHOLSTERY

TRBUP2 <input type="checkbox"/> Velcro Adjustable (Not available with Fold-Down Push Handles.).....	STD	
TRBUP3 <input type="checkbox"/> Tension Adjustable by Straps (Required with Fold-Down Push Handles.).....	\$150	
TRBUP0 <input type="checkbox"/> Omit Back Upholstery.....	NCO	
TRBUP4 <input type="checkbox"/> Ride Designs® Corbac™ Adjustable Contour Back Support (Black Only. Not available with Fold-Down Push Handles. See Chart Below.).....	\$455	E2611

CORBAC™ SEAT WIDTH/BACK HEIGHT AVAILABILITY CHART

Rear Seat Width ①	Seat Back Height ②
14"	13" - 15"
15"	13" - 16"
16"	14" - 16"
17"	14" - 16"
18"	14" - 16"

SEAT UPHOLSTERY

TRSUP1 <input type="checkbox"/> Tension Adjustable Bolt On (Black upholstery only.).....	STD	
TRSUP2 <input type="checkbox"/> Tension Adjustable by Straps (Standard with Ergonomic Seat and Front Seat Width (Seat Taper) ③ of 1", 2" or 3". Black upholstery only.).....	\$150	
TRSUP5 <input type="checkbox"/> Aluminum Solid Seat (Not Available with Non-Folding Seat Back or Ergonomic Seat.).....	\$225	E2231
TRSUP0 <input type="checkbox"/> Omit Seat Upholstery.....	NCO	

SEAT CUSHIONS

TRCSH1 <input type="checkbox"/> Foam Cushion <input type="checkbox"/> 2" <input type="checkbox"/> 3" <input type="checkbox"/> 4"	\$95	
TRCSH2 <input type="checkbox"/> StimuLITE® Sport (2" Black 13"x15" to 20"x 20". Please allow an additional 2-3 weeks delivery.).....	\$495	E2603
TRCSH3 <input type="checkbox"/> Corbee® (2" Black 12"x 12" to 16"x 16". Please allow an additional 2-3 weeks delivery.).....	\$495	E2603
TRCSH4 <input type="checkbox"/> ROHO® Low Profile® Quadro® Select (Black Only. Please allow an additional 2-3 weeks delivery.).....	\$525	K0736
TRCSH5 <input type="checkbox"/> ROHO® Custom (Black Only. Please allow an additional 2-3 weeks delivery.).....	\$625	K0734
TRCSH6 <input type="checkbox"/> VARILITE® Evolution™ (Black Only. See chart below.).....	\$495	K0734
TRCSH7 <input type="checkbox"/> VARILITE® Zoid™ (Black Only. See chart below.).....	\$495	K0734

VARILITE® SEAT CUSHION AVAILABILITY CHART

Seat Width ①	Seat Depth ②	
	VARILITE® Evolution™	VARILITE® Zoid™
12"	14"	8", 12", 14"
13"	NONE	NONE
14"	14", 16", 18", 20"	14", 16", 18"
15"	15", 17"	15", 17"
16"	14", 16", 18", 20"	16", 18", 20"
17"	17"	17"
18"	16", 18", 20"	16", 18", 20"
19"	NONE	NONE
20"	16", 18", 20"	16", 18", 20"

SIDE GUARDS

TRSDG1 <input type="checkbox"/> Cloth (Not available with Ride Designs Corbac Back Support.).....	\$45	
Aluminum		
TRSDG2 <input type="checkbox"/> Rigid Removable <input type="checkbox"/> Small <input type="checkbox"/> Std.....	\$175	
TRSDG3 <input type="checkbox"/> Quad Removable w/Hole <input type="checkbox"/> Small <input type="checkbox"/> Std.....	\$185	
TRSDG4 <input type="checkbox"/> Fold Down Rigid <input type="checkbox"/> Small <input type="checkbox"/> Std (Not available with Ergonomic Seat.).....	\$295	
TRSDG5 <input type="checkbox"/> Fixed (Requires Non-Folding, Fixed-Height Titanium Seat Back.).....	\$300	
Carbon Fiber		
TRSDG7 <input type="checkbox"/> Rigid Removable <input type="checkbox"/> Small <input type="checkbox"/> Std.....	\$270	
TRSDG8 <input type="checkbox"/> Quad Removable w/Hole <input type="checkbox"/> Small <input type="checkbox"/> Std.....	\$280	
TRSDG9 <input type="checkbox"/> Fold Down Rigid <input type="checkbox"/> Small <input type="checkbox"/> Std (Not available with Ergonomic Seat.).....	\$400	
TRSDG10 <input type="checkbox"/> Fixed (Requires Non-Folding, Fixed-Height Titanium Seat Back.).....	\$375	
TRSDG11 <input type="checkbox"/> Fendered Fixed (Requires Non-Folding, Fixed-Height Titanium Seat Back. Not available with Frog Legs® Rear Suspension.).....	\$495	
TRSDG12 <input type="checkbox"/> Fendered Removable.....	\$395	
Available on Aluminum and Carbon Fiber Non-Fendered Side Guards		
TRSDG13 <input type="checkbox"/> Side Guards Custom Cut to Profile of Rear Wheels (Not available with Cloth.).....	\$275	

CHAIR OPTIONS

ARMRESTS

TRARM1 <input type="checkbox"/> Swing Away Tubular		
Folding Back	<input type="checkbox"/> 9" - 12" <input type="checkbox"/> 11" - 14"	\$195 E0973
Non Folding Back	<input type="checkbox"/> 8" - 11" <input type="checkbox"/> 10" - 13"	\$195 E0973
<input type="checkbox"/> Covered in Black Ultrasuede.....		\$75
TRARM4 <input type="checkbox"/> Swing Away - Flip Back Tubular.....		\$275 E0973
<input type="checkbox"/> Covered in Black Ultrasuede.....		\$75
TRARM2 <input type="checkbox"/> Removable Height Adjustable Desk Arm with Rigid Side Guard <i>(Requires 14" minimum Seat Depth ②.)</i>		
<input type="checkbox"/> Standard Length Pad (10") <input type="checkbox"/> Full Length Pad (14")		
<input type="checkbox"/> 9" to 12" <input type="checkbox"/> 12" to 15".....		\$350 E0973
<input type="checkbox"/> Covered in Black Ultrasuede.....		\$75
TRARM3 <input type="checkbox"/> Removable Height Adjustable Desk Arm with Rigid Side Guard and Transfer Loop <i>(Requires 15" minimum Seat Depth ②.)</i>		
<input type="checkbox"/> Standard Length Pad (10") <input type="checkbox"/> Full Length Pad (14")		
<input type="checkbox"/> 9" to 12" <input type="checkbox"/> 12" to 15".....		\$395 E0973
<input type="checkbox"/> Covered in Black Ultrasuede.....		\$75

SEAT BELTS

TRBLT1 <input type="checkbox"/> Velcro Adjustable, Black Nylon Webbing.....	\$45	E0978
TRBLT2 <input type="checkbox"/> Bodypoint® Auto-Style Release Buckle.....	\$85	E0978

CALF STRAP

TRCLF1 <input type="checkbox"/> Buckle Adjustable, Black Nylon Webbing.....	\$25	K0038
TRCLF2 <input type="checkbox"/> Velcro Adjustable	\$35	K0038
<input type="checkbox"/> Xtra Small (Recommended for 12" - 13" Seat Widths)		
<input type="checkbox"/> Small (Recommended for 12" - 15" Seat Widths)		
<input type="checkbox"/> Medium (Recommended for 14" - 18" Seat Widths)		
<input type="checkbox"/> Large (Recommended for 17" - 19" Seat Widths)		
<input type="checkbox"/> Xtra Large (Recommended for 18" - 20" Seat Widths)		
TRCLF3 <input type="checkbox"/> Bodypoint® Padded Velcro Adjustable	\$75	K0038
<input type="checkbox"/> Medium (Recommended for 12" - 15" Seat Widths)		
<input type="checkbox"/> Large (Recommended for 16" - 20" Seat Widths)		

BACK PACK

TRBCK1 <input type="checkbox"/> Small - Black Nylon	\$50
TRBCK2 <input type="checkbox"/> Large - Black Nylon.....	\$65

SEAT POUCH

TRPCH1 <input type="checkbox"/> Small - Black Nylon.....	\$40
TRPCH2 <input type="checkbox"/> Large - Black Nylon.....	\$45

SPOKE GUARDS

TRGRD1 <input type="checkbox"/> Clear with TiMotion Logo <i>(Not available with Skyway Mags or 20" Rear Wheels.)</i>	\$110	K0065
----------------------------------------------------------------------------------------------------------------------------	-------	-------

ANTI-TIPS

TRTIP1 <input type="checkbox"/> Rear Aluminum - Black.....	\$135	E0971
TRTIP2 <input type="checkbox"/> User Friendly Rear Flip-up <i>(Not available with Frog Legs® Rear Suspension.)</i>	\$245	E0971
TRTIP3 <input type="checkbox"/> Titanium with Single Swivel Caster <i>(Not available with Frog Legs® Rear Suspension.)</i>	\$325	
TRTIP4 <input type="checkbox"/> Quick Release Titanium with Single Swivel Caster <i>(Not available with Frog Legs® Rear Suspension.)</i>	\$345	

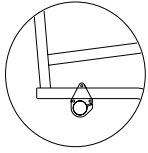
ACCESSORIES

TRLUG1 <input type="checkbox"/> Luggage Carriers.....	\$125	
TRMPCT1 <input type="checkbox"/> Neoprene Impact Guards <i>(Impact Guards will match upholstery color.)</i>	\$75	
TRCAT1 <input type="checkbox"/> Catch-All.....	\$45	
TRCH1 <input type="checkbox"/> Crutch Holder.....	\$65	E2207
TRTS1 TiLite T-Shirt <input type="checkbox"/> Small <input type="checkbox"/> Medium <input type="checkbox"/> Large <input type="checkbox"/> X-Large <input type="checkbox"/> XX-Large.....	\$20	
TRTRVL1 <input type="checkbox"/> Travel Wheels <i>(Not available with Frog Legs® Rear Suspension, Anti-Tips, or Amputee Adapter.)</i>	\$250	
TRTIP5 <input type="checkbox"/> Front Roller <i>(Requires that Seat to Footrest Measurement ② be at least 3" shorter than Front Seat Height ②.)</i>	\$95	
TRHS1 <input type="checkbox"/> TiLite 9 Piece SAE Round Handle Folding Hex Key Set.....	\$20	
TRAFFP1 4" Logo Patch <input type="checkbox"/> Army <input type="checkbox"/> Navy <input type="checkbox"/> Air Force <input type="checkbox"/> Marines	\$50	
TRAFFP2 Name Tape Patch <input type="checkbox"/> Army <input type="checkbox"/> Navy <input type="checkbox"/> Air Force <input type="checkbox"/> Marines	\$50	
TRAFFP3 <input type="checkbox"/> Combat Wounded Purple Heart Patch.....	\$50	

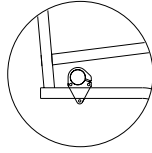
FRAME NOTES

Diagram 1

The camber tube is mounted above the lower frame tube when the Rear Seat Height **D** is 15" or less.



A. Camber Tube Mounted Below Frame



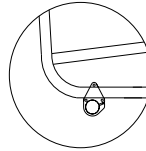
B. Camber Tube Mounted Above Frame

In most other cases, the camber tube will be mounted below the lower frame tube.

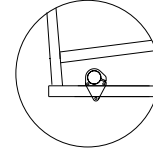
Diagram 2

The rear frame will be square when:

- (a) The Center of Gravity **H** measurement is less than 4.5" on a Folding Back; or
- (b) The Center of Gravity **H** measurement is 3.5" or less on a Non-Folding Back.



A. Round Rear Frame



B. Square Rear Frame

DESIGNS UNLIMITED



TiLite's TR/YR offers more than 18 billion different frame combinations! But sometimes even that's not enough. If you would like to customize your TiLite, check out the Designs Unlimited Studio at www.tilite.com. There you will find drawings and pricing for hundreds of creative solutions to customers' customization requests. We call these "D.U.'s." If you don't find the D.U. you're looking for, contact the TiLite Customer Service Team at 800.545.2266 or customerservice@tilite.com and we'll design a D.U. just for you. Designs Unlimited customization may add an additional 2 to 3 weeks to the ship time of your chair.

TILITE ORDERING PROCESS

Upon submitting this Order Form, you will receive either a TiLite QUOTE or a TiLite ORDER CONFIRMATION. Please CAREFULLY EXAMINE the QUOTE or ORDER CONFIRMATION for NOTES written by TiLite's Customer Service Team. These notes must be addressed by you before TiLite can process your order. The FOOTNOTES contained in this Order Form are CRITICAL. Please REVIEW all FOOTNOTES while completing the Order Form. If you have requested a DRAWING of this chair, a copy of the drawing SIGNED by YOU must be received by TiLite before TiLite can process the order.

GENERAL

TiLite manufactures a wide variety of wheelchairs to meet the varied needs of wheelchair users. The final selection of a particular model, its options and accessories, and its measurements rests solely with the wheelchair user and advising healthcare professional. TiLite wheelchairs must be fitted by a qualified healthcare professional. HCPCS Codes are for reference purposes only. Actual coding and coverage varies by payer. Proper HCPCS coding is not a guarantee of payment. Please verify the appropriate payer's coverage policy.

Get the latest order forms at tilite.com Prices, standard features, options and accessories are subject to change without notice. All rights reserved. Trademarks are identified by symbols™ and ®. TiLite, the TiLite logo, Ti, the Ti logo, The Titanium Experts, TiShaft and The Ultimate Ride are registered trademarks of TiSport, LLC. Adobe®, Acrobat®, Acrobat Professional® and Reader® are registered trademarks of Adobe Systems Inc. Alcantara® is a registered trademark of Alcantara S.p.A. Bodypoint® is a registered trademark of Bodypoint Inc. Frog Legs® is a registered trademark of Frog Legs, Inc. Kenda® is a registered trademark of Kenda Rubber Industrial Co Ltd. Ride Designs® and Corbac® are registered trademarks of Aspen Seating, LLC. ROHO®, Low Profile® and Quadro Select® are registered trademarks of ROHO Inc. Schwalbe® is a registered trademark of Ralf Bohle GmbH. Supracor®, Stimulite® and Corbee® are registered trademarks of Supracor, Inc. The Natural-Fit® is a registered trademark of Three Rivers Holdings, LLC. Ultrasuede® is a registered trademark of Toray Ultrasuede (America), Inc. Varilite® is a registered trademark of Cascade Designs, Inc.

NOTES

If you are using Adobe Acrobat, this order form may be converted into a quote request or into an order by clicking one of the buttons below (this feature is available exclusively to TiLite dealers and distributors). A TiLite Quote or a TiLite Order Confirmation will be sent to you within 24 hours.

QUOTE THIS CHAIR

ORDER THIS CHAIR