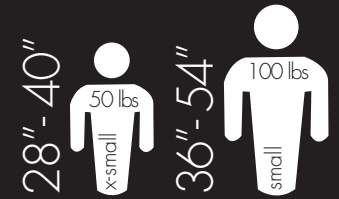


# Bantam extra small, small



The EasyStand Bantam is the only standing frame to combine sit to stand and supine positioning. Starting from a seated position is a more natural transition to standing; however, for some children transfers to a supine stander are more manageable. The Bantam allows positioning from supine to sitting to standing. Children with limited range of motion due to hip and/or knee contractures will benefit from supine with hip-knee flexion positioning.

The ideal standing posture is upright with full extension at the hips and knees, with the head directly over the shoulders. Unfortunately, some children cannot stand like this for long periods. The supine option makes position changes easy so children can be tilted back when fatigued; this promote better head control while maintaining hip and knee extension for a sustained weight-bearing stretch.

Additional options on the Bantam medium include a shadow tray with chest pad that provides anterior support throughout the standing transition, an angle adjustable back independent of the tray, and a contoured seat and back for children with positioning challenges.



Shadow Tray  
with options



Mobile with options



Swing-Away Front  
with options



Supine with Hip-Knee Flexion



Anterior Tilt Sitting



Supine Standing



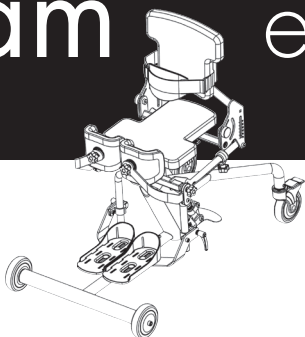
Contoured Seat & Back  
with options



Supine Lying

The addition of supine to the Bantam has transformed it into a unique stander. Its adjustability creates the opportunity to stand children with positioning challenges. Children with contractures are able to stand with the support surface of the Bantam matching the hip and knee flexion of the child and can be adjusted as range of motion in the hips and knees improves.

# Bantam extra small, small options



## PT50001 EasyStand Bantam - extra small (xs)

## PT50002 EasyStand Bantam - small (s)

The Bantam extra small & small base models come with foot plates, knee pads, gas spring lift with foot pedal, planar seat and back, black upholstery, two 5" front wheels, two 5" rear locking casters and chest strap. It is available with a red or blue frame (tray not included).



## PT50009 Supine

Allows the Bantam to be used as a supine or sit to stand stander. User can be transferred in flat-to-load, seated, or hip-knee flexion position. Adjusts from 0-90° supine. Head support required, shadow tray recommended.



## PNG50499 Easy-Adjust Seat Depth

Roller bearing seat depth that allows for smoother seat depth adjustment. Not available off unit.



## PT50150 Mobile

Allows self-propulsion while sitting or standing. Push rims adjust forward and aft. Mobile footprint 24"x38" (61x97cm). Push rim height 31" (79cm) from floor. Not available with supine, trays or front swivel casters.



## PT50177 Tall Mobile

Allows self-propulsion while sitting or standing. Push rims adjust forward and aft. Mobile footprint 24"x38" (61x97cm). Push rim height 35" (89cm) from floor. Not available with supine, trays or front swivel casters.



## PT50116 Front Swivel Casters

Locking casters allow for easier steering and movement of stander. Replaces front wheels. Extends footprint of the unit to 30"x38" (76x97cm). Not available with mobile option.



## PT50170 Front Swivel Casters for Swing-Away Front

Allows for easier movement of stander. Replaces front wheels. Extends the footprint of the unit to 29.5"x39" (75x99cm) Not available with mobile option. Requires a swing-away front tray.



## PT50022 Pow'r Up Lift

Brings the user to the standing position with the touch of a button. Includes light touch controller, rechargeable battery and charger, Linak® actuator and an emergency release.



## PT50020 Hydraulic Actuator w/Removable Handle

Allows the user to independently transition to standing with a manual hydraulic actuator. Handle is adjustable and removable. Replaces gas spring lift.



## PNG50044 Quad Grip Handle Extension

Attaches to the actuator handle for users with limited dexterity. Adjusts for various hand sizes. Not available with pow'r up lift. Hydraulic actuator required.



## PNG50070 T-Style Handle Extension

Attaches to the actuator handle for users with limited range of motion. Makes the first few pumps easier and descending more accessible. Adds additional 7" (18cm) in each direction. Not available with pow'r up lift. Hydraulic actuator required.



## PT50140 Assist Handle Extension

Assists caregiver in moving seat from sitting to standing, by providing an extension to the current handle. Useful with the gas spring assist lift for smaller users.




## PT50074 Black Molded Shadow Tray

Shadow tray is accessible in all positions and provides anterior support as user moves from sitting to standing. Adjustable in depth, height, and tray angle. Tray size is 21"x24" (53x61cm). Not available with mobile option.



## PT50076 Clear Shadow Tray

Shadow tray is accessible in all positions and provides anterior support as user moves from sitting to standing. Adjustable in depth, height, and tray angle. Tray size is 21"x24" (53x61cm). Not available with mobile option.



## PT50148 Black Molded Tray with Swing-Away Front

Allows the tray to swing away providing more room for front transfers. Tray size is 21"x24" (53x61cm). Not available with mobile option.



## PT50144 Clear Tray with Swing-Away Front

Allows the tray to swing away providing more room for front transfers. Tray size is 21"x24" (53x61cm). Not available with mobile option.



## PT50146 Oversized Tray with Swing-Away Front

Allows the tray to swing away providing more room for front transfers. Tray size is 29"x22" (74x56cm). Not available with mobile option.



## PT50188 Clear Angle Adjustable Tray with Swing-Away

Adjusts from 0-35° to provide forearm support and angle activities closer to the user. Tray size is 21"x24" (53x61cm). With the swing-away front. Not available with mobile option.




## PT50186 Black Molded Angle Adjustable Tray with Swing-Away

Adjusts from 0-35° to provide forearm support and angle activities closer to the user. Tray size is 21"x24" (53x61cm). With the swing-away front. Not available with mobile option.



## PT50190 Oversized Angle Adjustable Tray with Swing-Away

Adjusts from 0-35° to provide forearm support and angle activities closer to the user. Tray size is 29"x22" (74x56cm) Not available with mobile option.

**PNG50042 Hand Grips**

Provides additional arm and hand support and alignment. Easily movable for precise arm positioning. Attaches with suction cups. A clear acrylic tray is required.

**PT50156 Elbow Pad-9.25" Cutout**

Additional padded support surface on the black molded or clear tray. Not available for oversized clear tray. 9.25" (24cm) cutout width. Overall width 21.5" (55cm), pad extends back 3.75" (10cm) posterior from current table edge.

**PT50160 Elbow Pad-11" Cutout**

Additional padded support surface on the black molded or clear tray. Not available for oversized clear tray. 11" (28cm) cutout width. Overall width 21.5" (55cm), pad extends back 3.75" (10cm) posterior from current table edge.

**PNG30295 Padded Tray Cover**

A padded tray cover that attaches to the black molded, clear, angle adjustable, or shadow tray. Not available with oversized clear tray or elbow pad options.

**PT50132 Multi-Adjustable Foot Plates-for extra small**

Foot plates are adjustable forward/aft +/- .75" (2cm), plantar/dorsi +/- 20°, toe-in/toe-out, swivel 30° left/right, in addition to height. Size is 3.25"Wx7.75"L (8x20cm).

**PT50006 Multi-Adjustable Foot Plates-for small**

Foot plates are adjustable forward/aft +/- .75" (2cm), plantar/dorsi +/-20°, toe-in/toe-out, swivel 30° left/right, in addition to height. Size is 4"Wx9.75"L (10x25cm).

**PT50080 Foot Straps**

Velcro® and D-ring adjustment holds feet in alignment with multiple attachment slots for proper foot positioning.

**PT50082 Secure Foot Straps**

Velcro® and D-ring adjustment holds feet securely in place at ankle and toes with multiple attachment slots for proper foot positioning.

**PT50164 Swing-Away Knee Pads-for extra small**

Push of a button swings knee pad away providing more room for transfers. Multi-adjustable knee pads are adjustable in swivel, height +/- .5" (1.3cm), width 5.5"-10" (14-25cm), in addition to depth range of 2.5"-8" (6-20cm).

**PT50166 Swing-Away Knee Pads-for small**

Push of a button swings knee pad away providing more room for transfers. Multi-adjustable knee pads are adjustable in swivel, height +/- 1" (2.5cm), width 5.5"-10" (14-25cm), in addition to depth range of 2.5"-8" (6-20cm).

**PT50044 Contoured Seat-for extra small****PT50048 Contoured Seat-for small**

Contoured positioning seat features form-to-fit upholstery with built in hip support. Extra small seat is 8.5-9.5"Wx9.5"L (22-24x24cm). Small seat is 11-13"Wx14"L (28-33x36cm).



**PT30058 EasyWash Cover for Planar Seat (xs)**  
**PT30060 EasyWash Cover for Planar Seat (s)**  
**PT30059 EasyWash Cover for Contoured Seat (xs)**  
**PT30061 EasyWash Cover for Contoured Seat (s)**

Tek Stretch seat cover can be easily cleaned or laundered. Protects padded seat from spills or accidents.

**PT50098 Hip Supports-for extra small**

Supports the hips in symmetrical alignment from sitting to standing. Adjustable width from 6"-9" (15-23cm) and 3 settings with a 2" (5cm) height range. Pad size is 3.5"x3.5" (9x9cm). Not available with contoured seat.

**PT50007 Hip Supports-for small**

Supports the hips in symmetrical alignment from sitting to standing. Adjustable width from 8"-12" (20-30cm) and 3 settings with a 2" (5cm) height range. Pad size is 3.5"x3.5" (9x9cm). Not available with contoured seat.

**PT50052 Contoured Back-for extra small****PT50056 Contoured Back-for small**

Contoured positioning back features form-to-fit upholstery with built in lateral support. Top of back from seat is 11"-13" for the extra small and 12.5"-14.5" (32-37cm) for the small.

**PT50008 Lateral Supports**

Provides midline positioning for children with limited trunk control. Width adjustment range is 8"-12" (20-30cm). Pad size is 4"Hx6"W (10x15cm). Not available with contoured back.

**PT30066 Velcro® Positioning Belt**

2" (5cm) wide positioning belt has a D-ring Velcro® closure, provides hip stability for user. Fits hip circumference up to 23" (58cm) for extra small size and up to 29" (74cm) for small size.

**PT50128 High Mount Chest Vest Bracket**

Moves mounting points for chest vest higher to secure shoulders in position. Chest vest not included.

**PT50086 Chest Vest-extra small****PT50088 Chest Vest-small**

Neoprene® with camlock adjustment provides anterior trunk support for child. Extra small size is 9.5"Lx9"W (24x23cm). Small size is 11"Lx9.5"W (28x24cm).

**PT50062 Head Support-extra small****PT50064 Head Support-small**

Extra small head support is 5"Hx8"W (13x20cm). Small head support is 6"Hx10"W (15x25cm) Depth range is +1" to -2.75" (+2 to -7cm) from backrest. Maximum height from seat is 24" (61cm).

**PNG50040 Push Handles**

Makes pushing the stander easier for the caregiver. Back required.

**P80809 Tool Pouch**

Holds the assembly tools provided with the stander. Attaches to unit with Velcro® straps. Tools not included.

**P80246 Seat Angle Locator**

Helps therapists monitor standing progress. Attaches under seat magnetically.