

EasyStand Bantam extra small/small



SIT + STAND + SUPINE
IN ONE STANDER

The Bantam

Hip-Knee Flexion Transfers

- Allows standing pivot transfers, lateral seat to seat, supine flat-to-load, supine with hip and knee flexion transfers, or any position in between
- Compatible with patient lifts
- Each child is different and the Bantam provides choices when transferring

Gradual ROM with Hip-Knee Flexion

- Can start in a hip-knee flexion position and gradually increase lower extremity extension
- By maintaining a sustained, weight-bearing stretch throughout the standing session, range of motion (ROM) can increase over time for many children



Full Support with Sit to Stand

- Full body support system with foot plates, knee pads (anterior), seat (posterior) and chest pad (anterior) that supports the individual in all positions from sitting, supine, and standing
- Children appear to adapt more quickly to standing and weight-bearing when using a sit to stand device due to the extra support and sense of security

Accommodating Contractures

- Adjustability creates the opportunity to stand children with positioning challenges
- No special modifications are needed to accommodate children with contractures and leg length discrepancies
- Match the hip and knee flexion of the child and then adjust as range of motion in the hips and knees improves



Advantage

Upright Standing

- Upright standing is a natural position with the head, hips, knees and ankles all in vertical alignment
- When a child stands upright, they are likely to feel more balanced and are in an optimal position to allow strengthening of the neck muscles
- The option to easily go from upright to supine encourages longer periods of standing

Custom Fit for Better Standing

- Modular design works for children who require minimal positioning and has options for those who require maximum positioning and support
- Over 50 positioning and support options that help keep the most challenging cases safe, aligned and secure

Positioning Chair Capabilities

- Can do anterior tilt positioning, posterior tilt in space, and a true full recline similar to positioning/activity chairs
- Offers terrific pelvic support and stability by keeping the child positioned in the seat with knee pads, hip supports, and lap belts
- More position changes with fewer transfers means less lifting and decreased risk of injury for caregivers

Plenty of Growth

- Substantial growth built into the frames with tool free adjustments
- The Bantam extra small has up to 12" of height growth and the Bantam small has up to 18" of height growth
- Seat depths: extra small is 7"-12", small is 11"-16"
- Seat to Foot Plate Range: 4.5"-16.5"



Options



PT50009
Supine
Allows the Bantam to be used as a supine or sit to stand stander. User can be transferred in flat-to-load, seated, or hip-knee flexion position. Adjusts from 0-90° supine. Head support required, shadow tray recommended.



PT50170
Front Swivel Casters for Swing-Away Front
Allows for easier movement of stander. Replaces front wheels. Extends the footprint of the unit to 29.5"x39" (75x99cm) Not available with mobile option. Requires a swing-away front tray.



PT50140
Assist Handle Extension
Assists caregiver in moving seat from sitting to standing, by providing an extension to the current handle. Useful with the gas spring assist lift for smaller users.



PT50146
Oversized Tray with Swing-Away Front
Allows the tray to swing away providing more room for front transfers. Tray size is 29"x22" (74x56cm). Not available with mobile option.



PT50156
Elbow Pad-9.25" Cutout
Additional padded support surface on the black molded or clear tray. Not available for oversized clear tray. 9.25" (24cm) cutout width. Overall width 21.5" (55cm), pad extends back 3.75" (10cm) posterior from current table edge.



PT50080
Foot Straps
Velcro® and D-ring adjustment holds feet in alignment with multiple attachment slots for proper foot positioning.



PT30058, PT30060
EasyWash Cover for Planar Seat-extra small/small
Tek Stretch seat cover can be easily cleaned or laundered. Protects padded seat from spills or accidents.



PT50008
Lateral Supports
Provides midline positioning for children with limited trunk control. Width adjustment range is 8"-12" (20-30cm). Pad size is 4"Hx6"W (10x15cm). Not available with contoured back.



PNG50040
Push Handles
Makes pushing the stander easier for the caregiver. Back required.



PNG50499
Easy-Adjust Seat Depth
Roller bearing seat depth that allows for smoother seat depth adjustment. Not available off unit.



PT50022
Pow'r Up Lift
Brings the user to the standing position with the touch of a button. Includes light touch controller, rechargeable battery and charger, Linak® actuator and an emergency release.



PT50074
Black Molded Shadow Tray
Shadow tray is accessible in all positions and provides anterior support as user moves from sitting to standing. Adjustable in depth, height, and tray angle. Tray size is 21"x24" (53x61cm). Not available with mobile option.



PT50188
Clear Angle Adjustable Tray w/Swing-Away
Adjusts from 0-35° to provide forearm support and angle activities closer to the user. Tray size is 21"x24" (53x61cm). With the swing-away front. Not available with mobile option.




PT50160
Elbow Pad-11" Cutout
Additional padded support surface on the black molded or clear tray. Not available for oversized clear tray. 11" (28cm) cutout width. Overall width 21.5" (55cm), pad extends back 3.75" (10cm) posterior from current table edge.



PT50082
Secure Foot Straps
Velcro® and D-ring adjustment holds feet securely in place at ankle and toes with multiple attachment slots for proper foot positioning.



PT30059, PT30061
EasyWash Cover for Contoured Seat-extra small/small
Tek Stretch seat cover can be easily cleaned or laundered. Protects padded seat from spills or accidents.



PT30066
Velcro® Positioning Belt
2" (5cm) wide positioning belt has a D-ring Velcro® closure, provides hip stability for user. Fits hip circumference up to 23" (58cm) for extra small size and up to 29" (74cm) for small size.



P80809
Tool Pouch
Holds the assembly tools provided with the stander. Attaches to unit with Velcro® straps. Tools not included.



PT50150
Mobile
Allows self-propulsion while sitting or standing. Push rims adjust forward and aft. Mobile footprint 24"x38" (61x97cm). Push rim height 31" (79cm) from floor. Not available with supine, trays or front swivel casters.



PT50020
Hydraulic Actuator w/Removable Handle
Allows the user to independently transition to standing with a manual hydraulic actuator. Handle is adjustable and removable. Replaces gas spring lift.



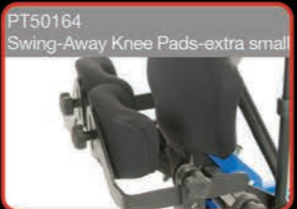
PT50076
Clear Shadow Tray
Shadow tray is accessible in all positions and provides anterior support as user moves from sitting to standing. Adjustable in depth, height, and tray angle. Tray size is 21"x24" (53x61cm). Not available with mobile option.




PT50186
Black Molded Angle Adj. Tray w/Swing-Away
Adjusts from 0-35° to provide forearm support and angle activities closer to the user. Tray size is 21"x24" (53x61cm). With the swing-away front. Not available with mobile option.



PNG30295
Padded Tray Cover
A padded tray cover that attaches to the black molded, clear, angle adjustable, or shadow tray. Not available with oversized clear tray or elbow pad options.



PT50164
Swing-Away Knee Pads-extra small
Push of a button swings knee pad away providing more room for transfers. Multi-adjustable knee pads are adjustable in swivel, height +/- .5" (1.3cm), width 5.5"-10" (14-25cm), in addition to depth range of 2.5"-8" (6-20cm).



PT50098
Hip Supports-extra small
Supports the hips in symmetrical alignment from sitting to standing. Adjustable width from 6"-9" (15-23cm) and 3 settings with a 2" (5cm) height range. Pad size is 3.5"x3.5" (9x9cm). Not available with contoured seat.



PT50128
High Mount Chest Vest Bracket
Moves mounting points for chest vest higher to secure shoulders in position. Chest vest not included.



P80246
Seat Angle Locator
Helps therapists monitor standing progress. Attaches under seat magnetically.



PT50177
Tall Mobile
Allows self-propulsion while sitting or standing. Push rims adjust forward and aft. Mobile footprint 24"x38" (61x97cm). Push rim height 35" (89cm) from floor. Not available with supine, trays or front swivel casters.



PNG50044
Quad Grip Handle Extension
Attaches to the actuator handle for users with limited dexterity. Adjusts for various hand sizes. Not available with pow'r up lift. Hydraulic actuator required.



PT50148
Black Molded Tray with Swing-Away Front
Allows the tray to swing away providing more room for front transfers. Tray size is 21"x24" (53x61cm). Not available with mobile option.




PT50190
Oversized Angle Adj. Tray w/Swing-Away
Adjusts from 0-35° to provide forearm support and angle activities closer to the user. Tray size is 29"x22" (74x56cm) Not available with mobile option.



PT50132
Multi-Adjustable Foot Plates-extra small
Foot plates are adjustable forward/aft +/- .75" (2cm), plantar/dorsi +/- 20°, toe-in/-toe-out, swivel 30° left/right, in addition to height. Size is 3.25"Wx7.75"L (8x20cm).



PT50166
Swing-Away Knee Pads-small
Push of a button swings knee pad away providing more room for transfers. Multi-adjustable knee pads are adjustable in swivel, height +/- 1" (2.5cm), width 5.5"-10" (14-25cm), in addition to depth range of 2.5"-8" (6-20cm).




PT50007
Hip Supports-small
Supports the hips in symmetrical alignment from sitting to standing. Adjustable width from 8"-12" (20-30cm) and 3 settings with a 2" (5cm) height range. Pad size is 3.5"x3.5" (9x9cm). Not available with contoured seat.




PT50086, PT50088
Chest Vest-extra small/small
Neoprene® with camlock adjustment provides anterior trunk support for child. Extra small size is 9.5"Lx9"W (24x23cm). Small size is 11"Lx9.5"W (28x24cm).



PT50116
Front Swivel Casters
Locking casters allow for easier steering and movement of stander. Replaces front wheels. Extends footprint of the unit to 30"x38" (76x97cm). Not available with mobile option.



PNG50070
T-Style Handle Extension
Attaches to the actuator handle for users with limited range of motion. Makes the first few pumps easier and descending more accessible. Adds additional 7" (18cm) in each direction. Not available with pow'r up lift. Hydraulic actuator required.



PT50144
Clear Tray with Swing-Away Front
Allows the tray to swing away providing more room for front transfers. Tray size is 21"x24" (53x61cm). Not available with mobile option.



PNG50042
Hand Grips
Provides additional arm and hand support and alignment. Easily movable for precise arm positioning. Attaches with suction cups. A clear acrylic tray is required.



PT50006
Multi-Adjustable Foot Plates-small
Foot plates are adjustable forward/aft +/- .75" (2cm), plantar/dorsi +/- 20°, toe-in/toe-out, swivel 30° left/right, in addition to height. Size is 4"Wx9.75"L (10x25cm).



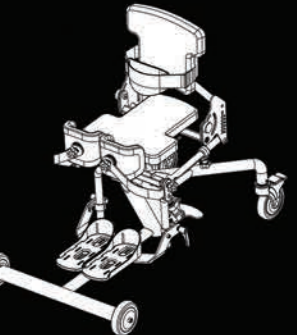
PT50044, PT50048
Contoured Seat-extra small/small
Contoured positioning seat features form-to-fit upholstery with built in hip support. Extra small seat is 8.5-9.5"Wx9.5"L (22-24x24cm). Small seat is 11-13"Wx14"L (28-33x36cm).



PT50052, PT50056
Contoured Back-extra small/small
Contoured positioning back features form-to-fit upholstery with built in lateral support. Top of back from seat is 11"-13" for the extra small and 12.5"-14.5" (32-37cm) for the small.



PT50062, PT50064
Head Support-extra small/small
Extra small head support is 5"Hx8"W (13x20cm). Small head support is 6"Hx10"W (15x25cm) Depth range is +1" to -2.75" (+2 to -7cm) from backrest. Maximum height from seat is 24" (61cm).



The Bantam extra small & small base models come with foot plates, knee pads, gas spring lift with foot pedal, planar seat and back, black upholstery, two 5" front wheels, two 5" rear locking casters and chest strap. It is available with a red or blue frame (tray not included).

Promoting Activity in a Bantam

- Keeps a child moving all day long
- Infinite positions can make activities easier and more comfortable
- Being able to move the child into several different positions with one product can create opportunities for better health, cognitive growth, and balance



Feeding Chair Possibilities

- Sitting upright is often not the best position for head control for feeding and partial or supine standing can be the answer
- Provides many position options including sitting, tilt, recline, and standing to find the optimal feeding position

Inclusion in School and Home

- The child can stand when others are standing, sit when they are sitting, and use the stander under the same tables, up next to the white board or with other education tools
- Serves as a positioning, feeding, or activity chair both in school and at home
- Angle adjustable tray is a perfect surface for work, play, communications, nutrition, and sensory activities



Specifications

	Bantam extra small	Bantam small	Bantam medium
Approximate Height Range	28"-40"	36"-54"	4'-5'6"
Maximum User Weight	50 lbs	100 lbs	200 lbs
Seat Depth Range w/Back	7"-12"	11"-16"	15"-20"
Seat to Foot Plate Range	4.5"-16.5"	4.5"-16.5"	7"-18.5"
Seat Height from Floor	19"	19"	22" Planar Seat
Knee Pad Size	2.5"Wx5"H	3.5"Wx5"H	7"Wx9"H
Knee Pad Depth Range	2.5"-8.5"	2.5"-8.5"	3"-8"
Weight of Basic Unit	54 lbs	54 lbs	108 lbs
Frame Footprint	24.5"x36.5"	24.5"x36.5"	24.5"x44.5"
Supine	0-90°	0-90°	0-90°



EasyStand

262 West 1st St • Morton, MN 56270, USA • 800.342.8968 • info@easystand.com • easystand.com

Standing technology should only be used under the guidance of a physician with recommendations for standing program protocol and any medical precautions. Standing programs should be monitored by the attending therapist. AMI maintains a policy of continual product improvement and reserves the right to change features, specifications, and prices without prior notification. Check with AMI for latest information. FORM BANADVAN-072715 REV A Copyright © 2015 Altimate Medical, Inc. All rights reserved. U.S. & international patents pending. Printed in the U.S.A.